



POLARISWINDOWS.COM

The **ULTRAWELD** Collection


PREMIUM VINYL WINDOWS



BAY & BOW



3 Lite Bay with Hip Roof



4 Lite Bow with Hip Copper Roof



5 Lite Bow with Hip Roof



3 Lite Bay with Concave Copper Roof

Roof Options

Prefabricated roof system is custom built for your home. Installation time is greatly reduced.

HIP STYLE ROOF

Add metal roof or shingles to match your home's existing roof.

CONCAVE METAL ROOF

This elegant architectural detail is stunning in copper.

PAINTED ALUMINUM ROOF

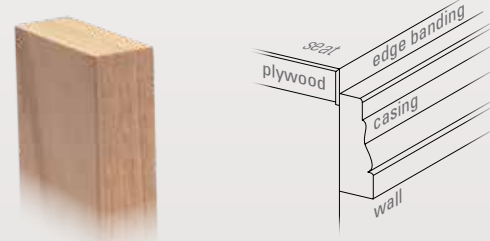
Hip or Concave, 26 color choices Ask for a Una-Clad™ color selector.

COPPER ROOF

Incralac finish maintains the polished, shiny surface.

CASING & EDGE BANDING

3 1/2", 2 1/4" or 6" casing - Oak or Maple Veneered edge banding added to edge of plywood reduces installation time of casing.



INTERNAL PVC PANNING SYSTEM

Vacuum Formed PVC Panning Profiles, Left & Right styles Profiles include a variety of Extension Legs creating an Interior Gutter System.



Panning System acts as an Internal Weatherization Barrier Prevents Water Infiltration from reaching any Bay or Bow Window Wood Components

Interior Options

WOOD Oak or Birch construction

FINISHES

Interior wood surfaces stained and sealed with durable lacquer clear coat. Stain matches Polaris® woodgrain laminates when applied to Oak Only.

Paint in white or beige

Maintenance free, scratch resistant plastic laminate in white or beige.

Seat only or seat, head and side jambs Touch-up stain or paint included.



Bay Windows same width and flankers shown

4 light option shown is available in all 3 degrees

Box Bay outside projection always 23 1/8"

* Bow in tan vinyl & sierra tan painted aluminum roof



Invite Depth, Charm & Light Into Your Home

Polaris® will engineer and construct a strong and energy efficient window system just for you.

BAYS feature a center picture window flanked by casement or double hung windows. Two of these operable windows can replace the picture window.

Windows in a BOW are all the same size. Picture windows in this system are flanked by two operable windows.

These systems feature our best windows. Ask for an UltraWeld® brochure.



3 lite bay
Exterior Paint shown in Black*



RECESSED LIGHTING*

polished brass, brushed nickel or white clear • 1, 2 or 3 lights
low voltage halogen bulb[s]
& transformer included

MULLIONS

Weyerhaeuser TimberStrand® Engineered Wood Mullions stay straight and are 25% stronger than ordinary wood.

SOLID OAK or BIRCH

mullion interior

FURNITURE GRADE OAK or BIRCH

1 1/4" Class A veneer is 67% thicker and stronger than typical construction.

INSULATED SUPER SEAT*

Maximum thermal efficiency
DOW® 1" R-9 high density foam 3/4" exterior grade plywood

KNEE BRACE*

color coordinated vinyl and aluminum cladding
6"- 24" projections, leg -18 1/2"
Available in standard or deluxe style

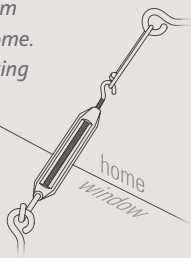
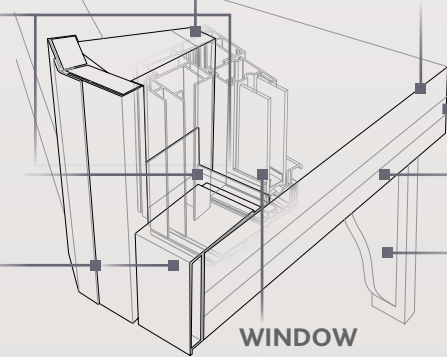
PANNING SYSTEM

prevents water from infiltrating seat components.

CLAD EXTERIOR

is maintenance free.
White or tan vinyl or color coordinated aluminum

Standard hanging cable system anchors window system to home. Each cable has a 600 lb. working load limit. Window pitch is precisely adjusted.

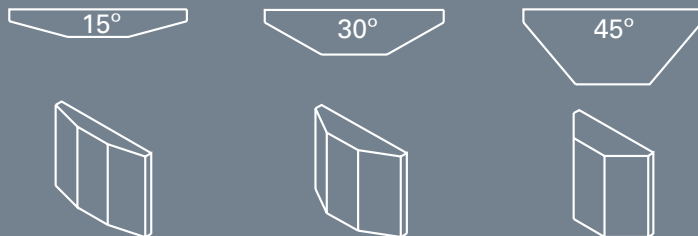


SIMULATED DIVIDED LITES

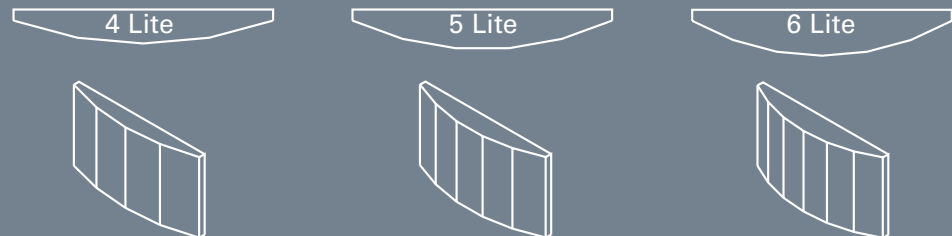
Simulated Divided Lite (S.D.L.) kits are grids that are applied to the glass with extra strength adhesion sealant at the factory on the inside and outside of the sashes. The grids can be a different color on the inside and the outside of the window, each color or wood grain is priced separate. Each bar is "precisely" cut to length and completely machined with our high quality joint work. There are flat aluminum grids between the glass with the Simulated Divided Lites.

This gives the look of a traditional true divided lite window.

3 Lite Bow Windows shown in same width

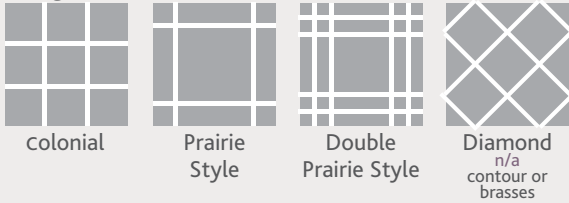


10° Bow Windows shown in same width



Decorative Glass*

Designs



Colonial

Prairie Style

Double Prairie Style

Diamond
n/a contour or brasses

Stain



Medium Oak

Dark Oak

Cherry

Vintage Pecan

n/a brown vinyl

Internal Mini Blinds*



Alabaster

White

Tan

Gold

Silver

RESEARCH & DEVELOPMENT

Polaris products are scrutinized under extreme weather and structural stresses at the Polaris in-factory testing facility. Our R&D Department ensures that our products feature the latest industry innovations. Top quality and integrity are guaranteed.



Made in the USA

LIFETIME LIMITED TRANSFERABLE WARRANTY & SERVICE

©2019 UltraWeld® and energySMART® are registered trademarks of Polaris® Windows and Doors OH, USA. All other trademarks are property of their respective owners. Stock Photography is used in this brochure. These photographs are not exact replicas of Polaris® Windows & Doors products. † Grid color may be affected by glass coatings, such as Low-E. Coil not exact match.

Internal Muntin Styles †



Smooth

Contour

Antique Brass

Satin Nickel Flat

Slimline Brass

View

Floral View

Elongated Floral View

view glass 3/8" v-groove, interior surface of glass unit pane

Avonite® Solid-Surface Seats



Cameo White

Beach

Sandstone

Dusk

Plated Lock Options



Antique Brass

Satin Nickel

Polished Brass

Aged Bronze

ENERGY EFFICIENT GLASS

Standard EnergySMART® glass features the Intercept® U-shaped steel spacer system. Temperature transfer and condensation are reduced.

EnergySMART upgrades offer stronger resistance to temperature transfer, reduce ultra violet light damage and heat gain. Triple pane glass can reduce exterior sound. Upgrades are ENERGY STAR qualified. Ask for an energySMART brochure.

MORE GLASS OPTIONS

Bronze or Gray tint
Krypton fill resists temperature transfer
Low-E film fixed between glass panes reduces ultra violet light damage & heat gain. Argon filling in both air spaces resists temperature.



Screen Options

BetterVUE®

BetterVUE® Screen Mesh

Better Insect Screen
10% Better Insect Protection
20% Better Airflow
20% Clearer View



Standard

Standard Screen Mesh

Sight more obstructed
Less Airflow than BetterVue Screens
Proven and Reliable



*Also available in Pet Screen

BAY & BOW

*options